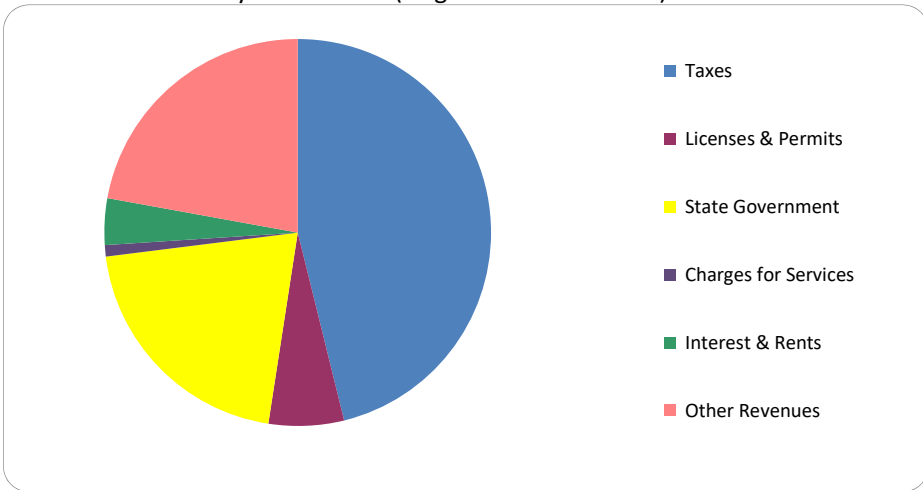


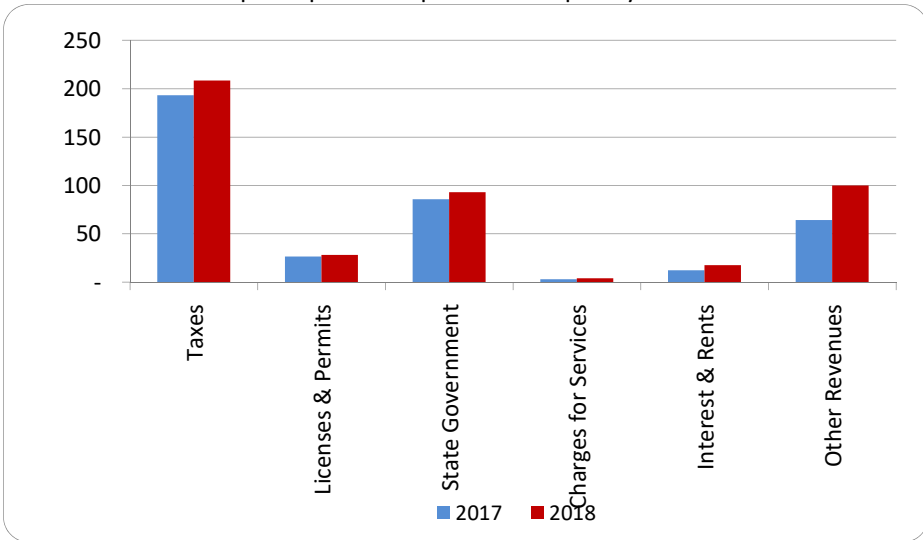
1. Where our money comes from (all governmental funds)



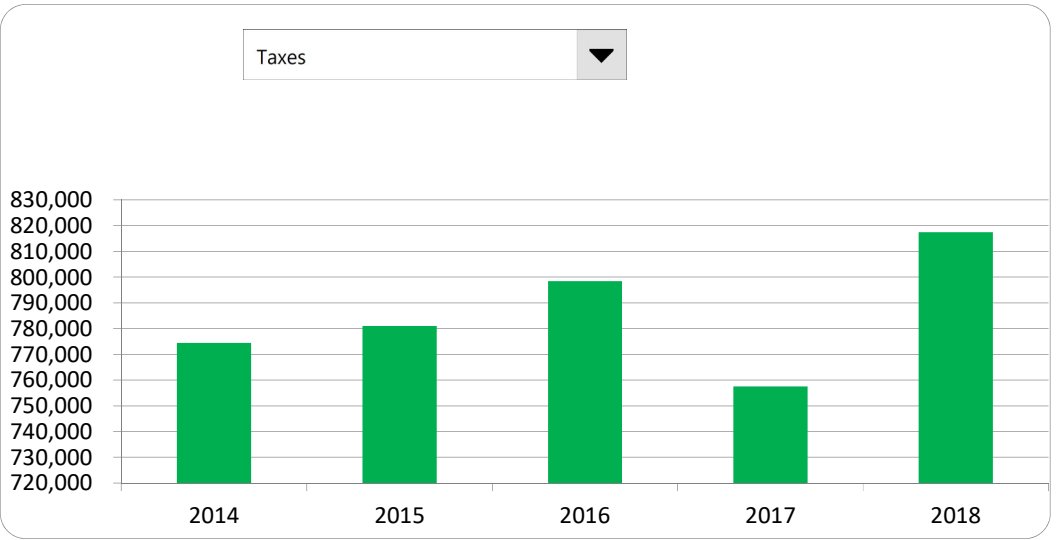
2. Compared to the prior year

	2017	2018	% change
Taxes	\$ 757,537	\$ 817,489	7.91%
Licenses & Permits	103,953	111,080	6.86%
State Government	336,939	364,801	8.27%
Charges for Services	11,704	16,574	41.61%
Interest & Rents	48,454	68,782	41.95%
Other Revenues	252,718	392,458	55.29%
<b>Total Revenues</b>	<b>\$ 1,511,305</b>	<b>\$ 1,771,184</b>	<b>17.20%</b>

3. Revenue sources per capita - compared to the prior year



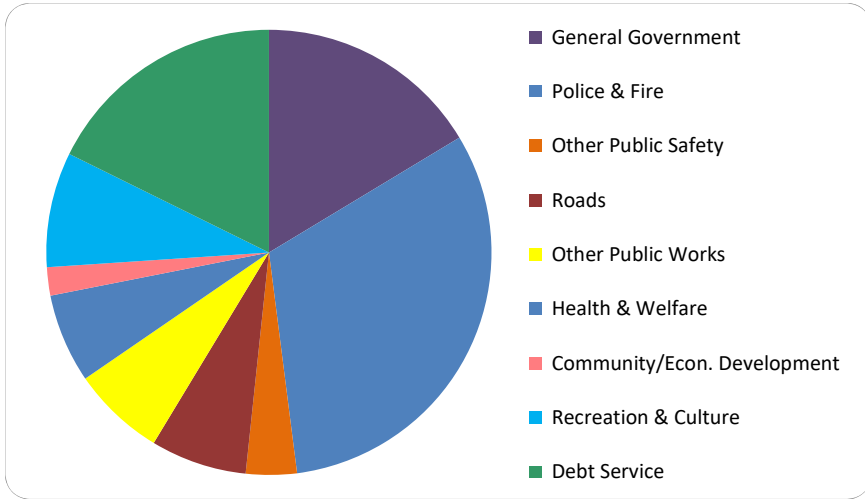
4. Historical trends of individual sources



Commentary:

For more information on our unit's finances, contact Ross Stein, Supervisor at 269-637-3305.

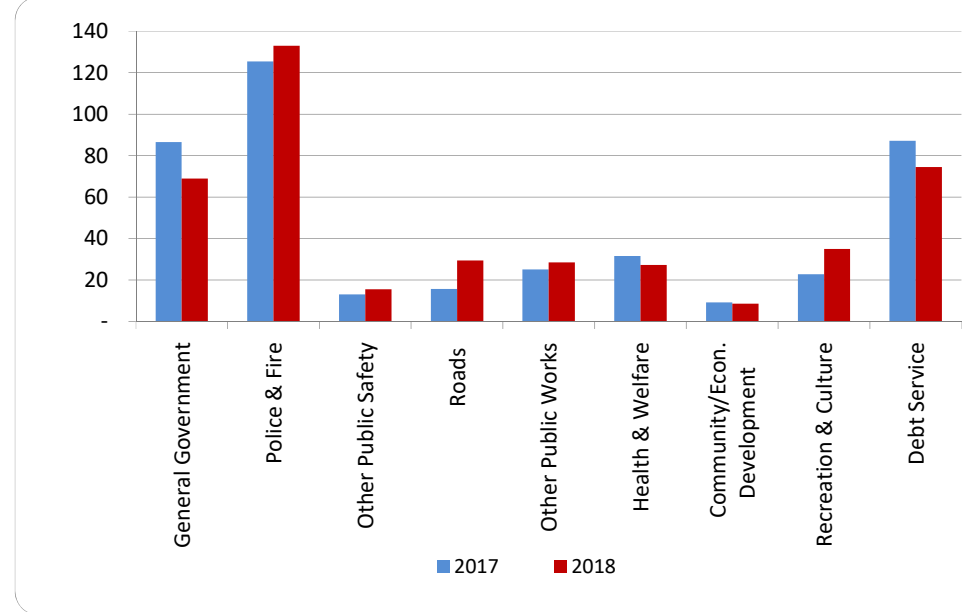
**1. Where we spend our money (all governmental funds)**



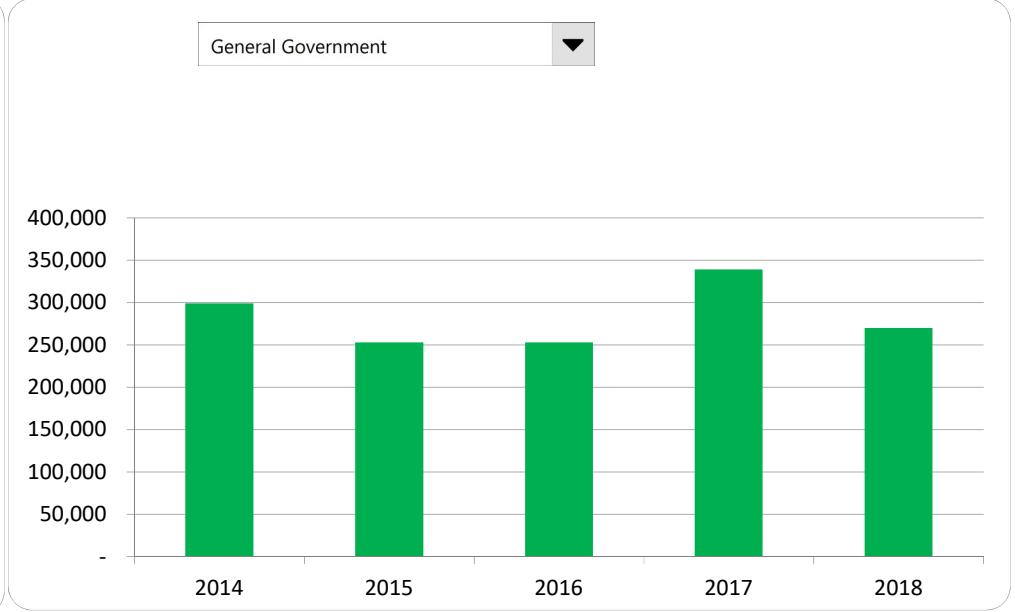
**2. Compared to the prior year**

	<u>2017</u>	<u>2018</u>	<u>% change</u>
General Government	\$ 339,241	\$ 270,084	-20.39%
Police & Fire	491,763	521,390	6.02%
Other Public Safety	51,401	60,834	18.35%
Roads	61,386	115,130	87.55%
Other Public Works	98,597	111,739	13.33%
Health & Welfare	123,916	106,758	-13.85%
Community/Econ. Development	36,173	33,985	-6.05%
Recreation & Culture	89,369	137,474	53.83%
Debt Service	341,660	292,343	-14.43%
<b>Total Expenditures</b>	<b>\$ 1,633,506</b>	<b>\$ 1,649,737</b>	<b>0.99%</b>

**3. Spending per capita - compared to the prior year**



**4. Historical trends of individual departments:**



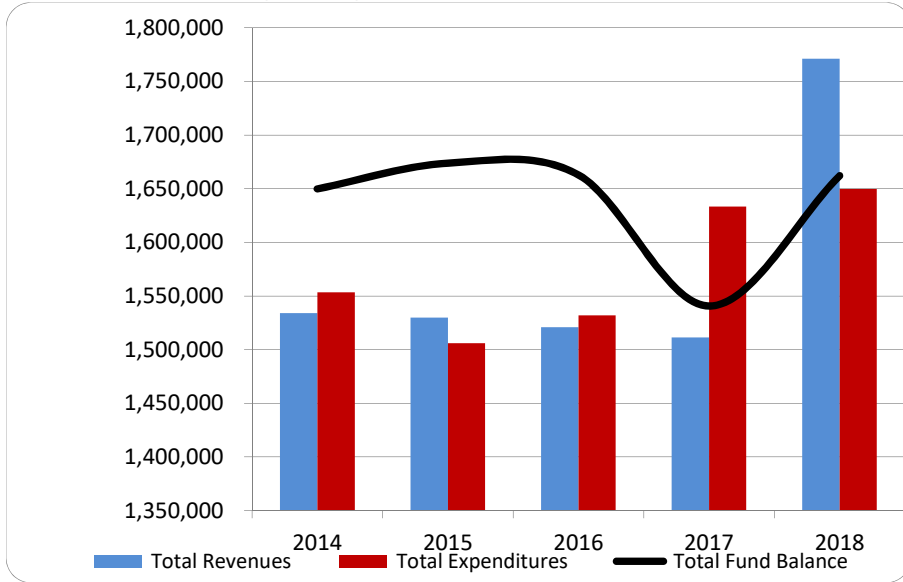
Commentary:

For more information on our unit's finances, contact Ross Stein, Supervisor at 269-637-3305.

**CITIZEN'S GUIDE TO LOCAL UNIT FINANCES - Charter Township of South Haven (80-1-170)**

**FINANCIAL POSITION**

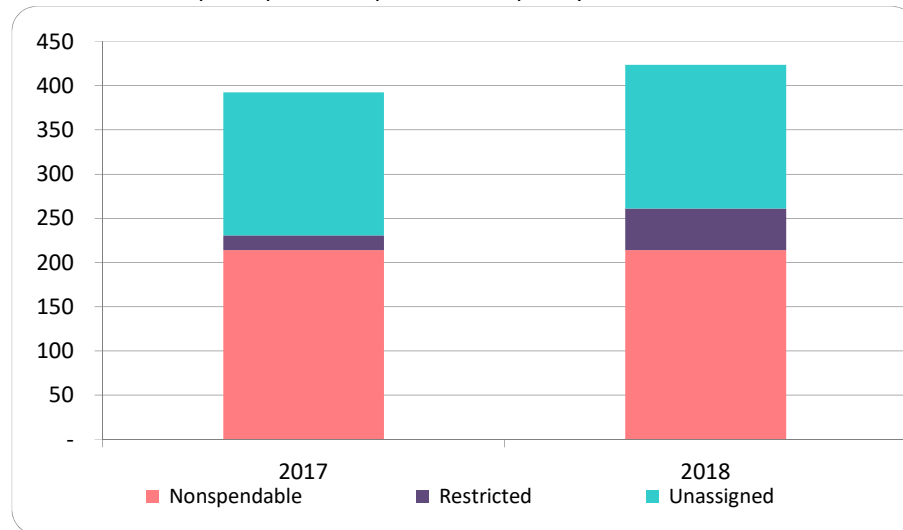
1. How have we managed our governmental fund resources (fund balance)?



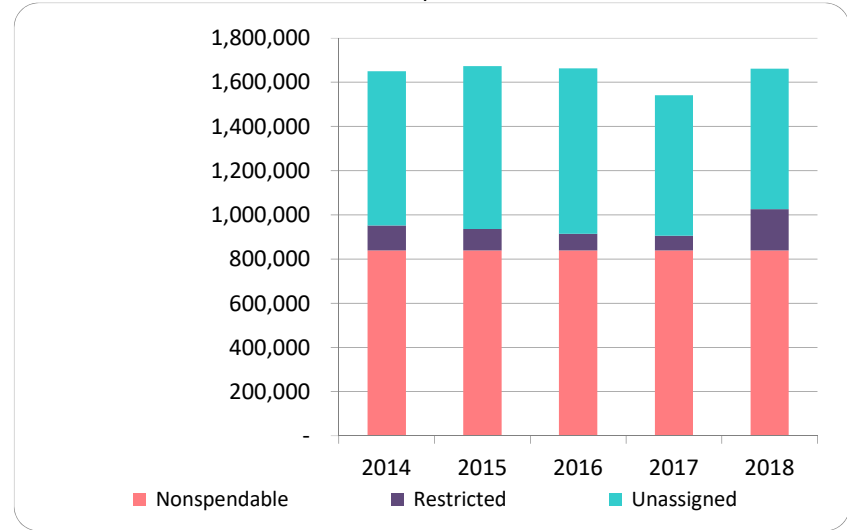
2. Compared to the prior year

	2017	2018	% change
Revenue	1,511,305	1,771,184	17.20%
Expenditures	1,633,506	1,649,737	0.99%
Surplus (shortfall)	(122,201)	121,447	-199.38%
Fund balance, by component:			
Nonspendable	839,284	839,284	0.00%
Restricted	65,883	185,542	181.62%
Unassigned	635,426	637,214	0.28%
total fund balance	1,540,593	1,662,040	7.88%

3. Fund balance per capita - compared to the prior year



4. Historical trends of individual components



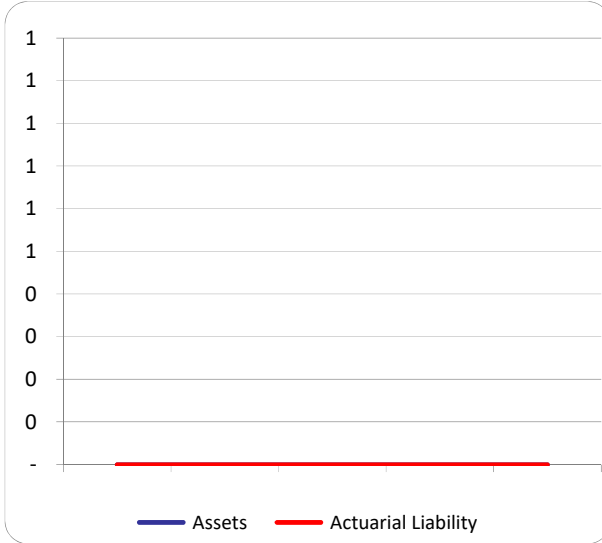
Commentary:

For more information on our unit's finances, contact Ross Stein, Supervisor at 269-637-3305.

**CITIZEN'S GUIDE TO LOCAL UNIT FINANCES - Charter Township of South Haven (80-1-170)**

**OTHER LONG TERM OBLIGATIONS**

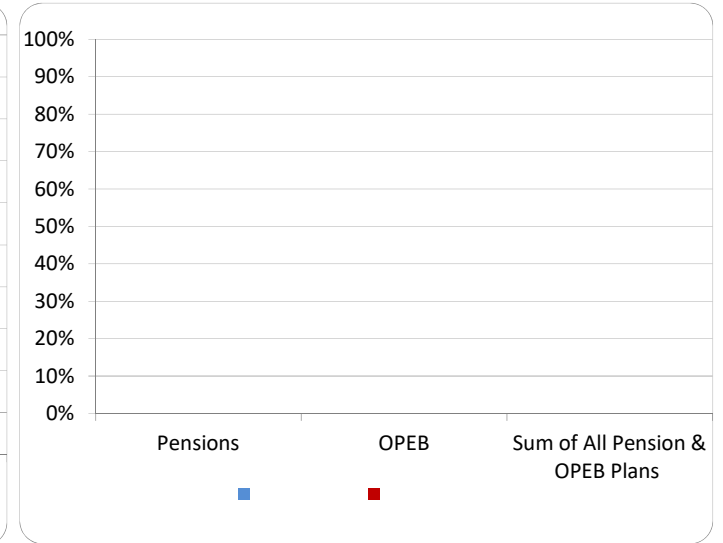
1. Pension funding status



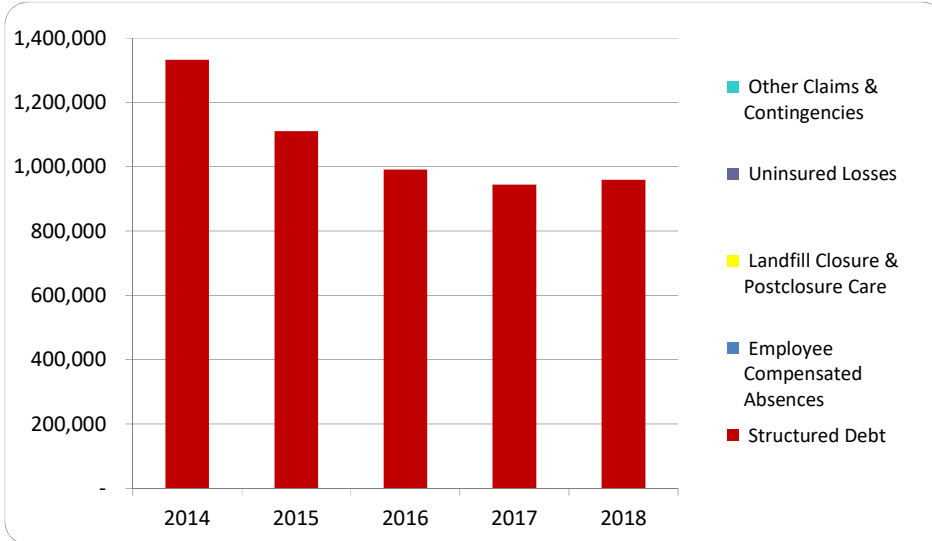
2. Retiree Health care funding status



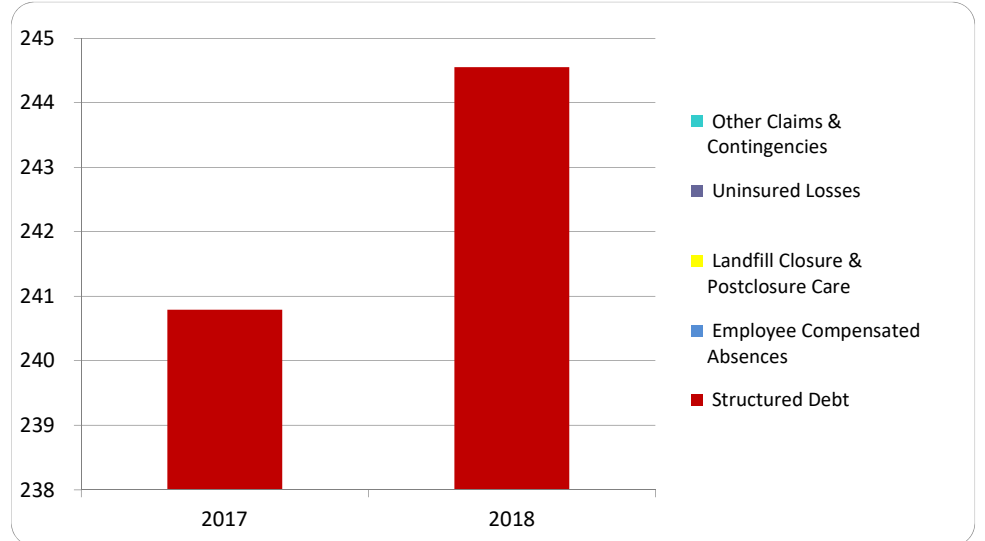
3. Percent funded - compared to the prior year



4. Long Term Debt obligations:



5. Debt & other long term obligations per capita - compared to the prior year



Commentary: The Township does not have a defined benefit pension or OPEB plan, thus does not have an unfunded liability for pension or other posted employment benefits.

For more information on our unit's finances, contact Ross Stein, Supervisor at 269-637-3305.