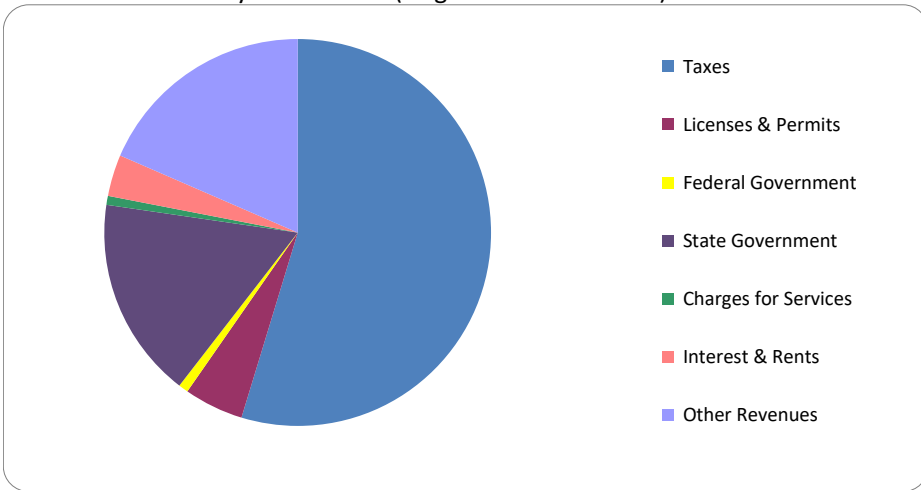


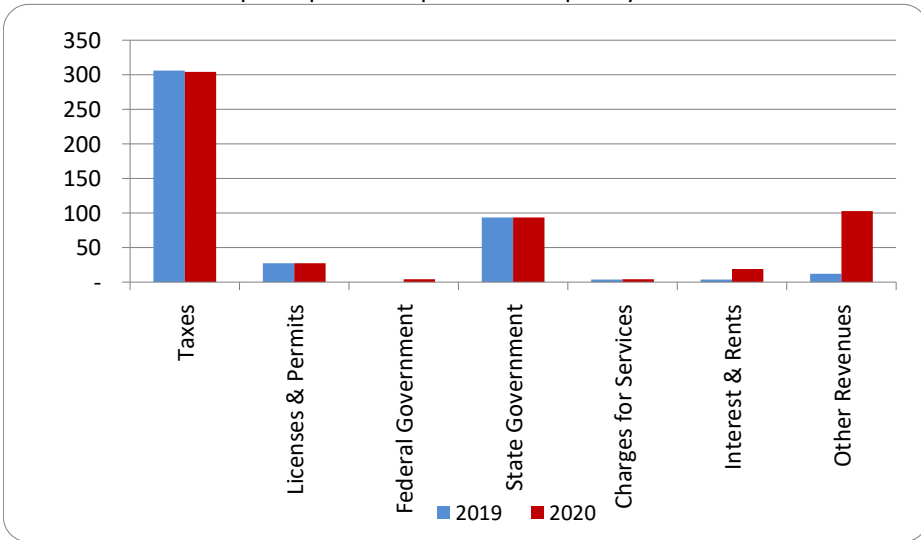
1. Where our money comes from (all governmental funds)



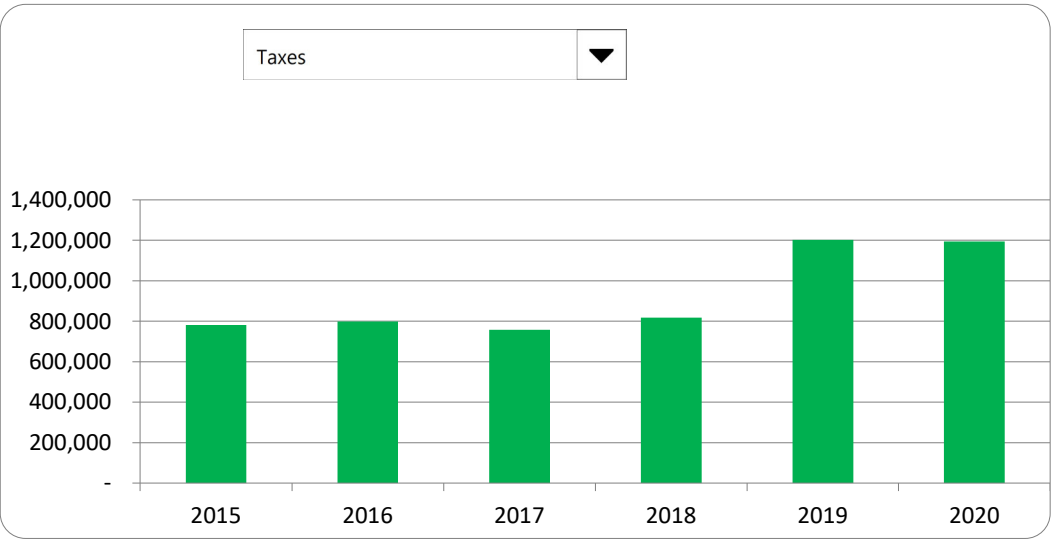
2. Compared to the prior year

	2019	2020	% change
Taxes	\$ 1,201,476	\$ 1,193,997	-0.62%
Licenses & Permits	107,596	108,626	0.96%
State Government	367,915	366,773	-0.31%
Charges for Services	15,056	16,445	9.23%
Interest & Rents	14,683	75,448	413.85%
Other Revenues	48,797	403,710	727.33%
Total Revenues	\$ 1,755,523	\$ 2,182,940	24.35%

3. Revenue sources per capita - compared to the prior year



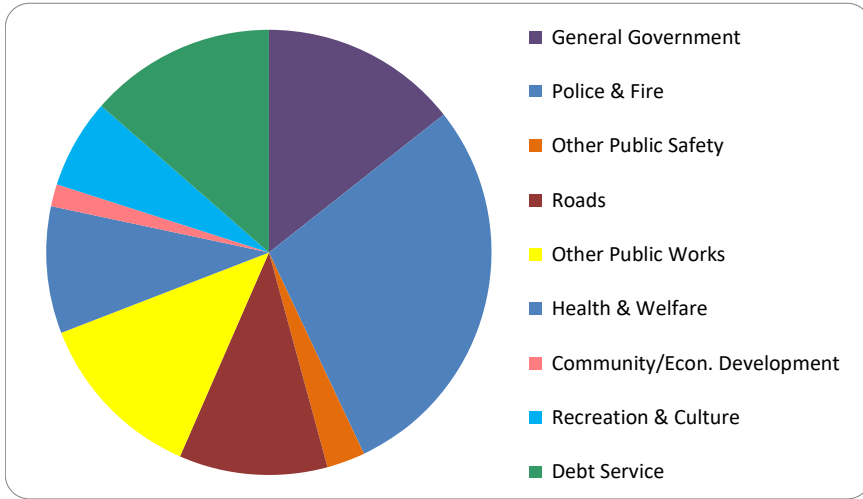
4. Historical trends of individual sources



Commentary:

For more information on our unit's finances, contact Ross Stein, Supervisor at 269-637-3305.

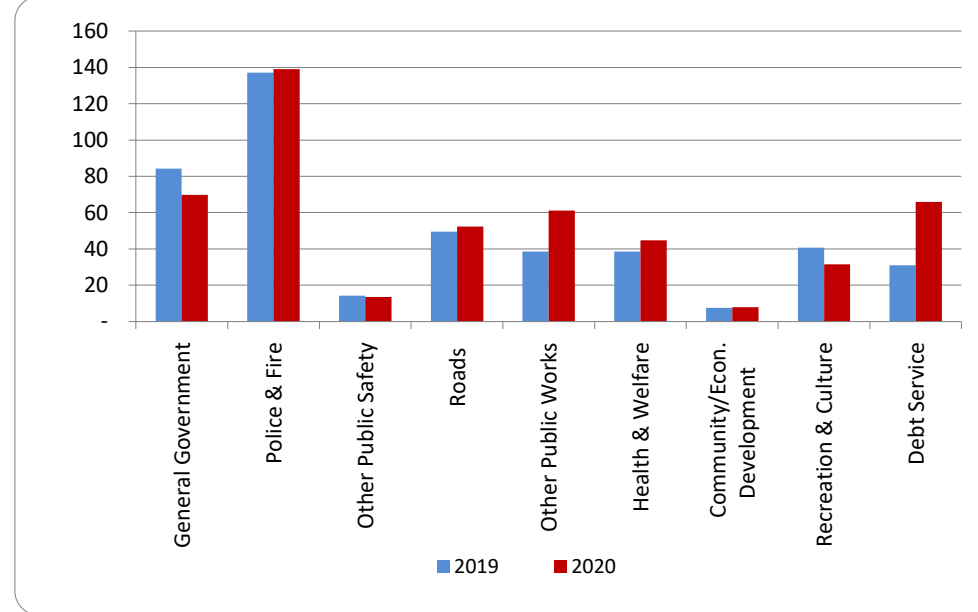
1. Where we spend our money (all governmental funds)



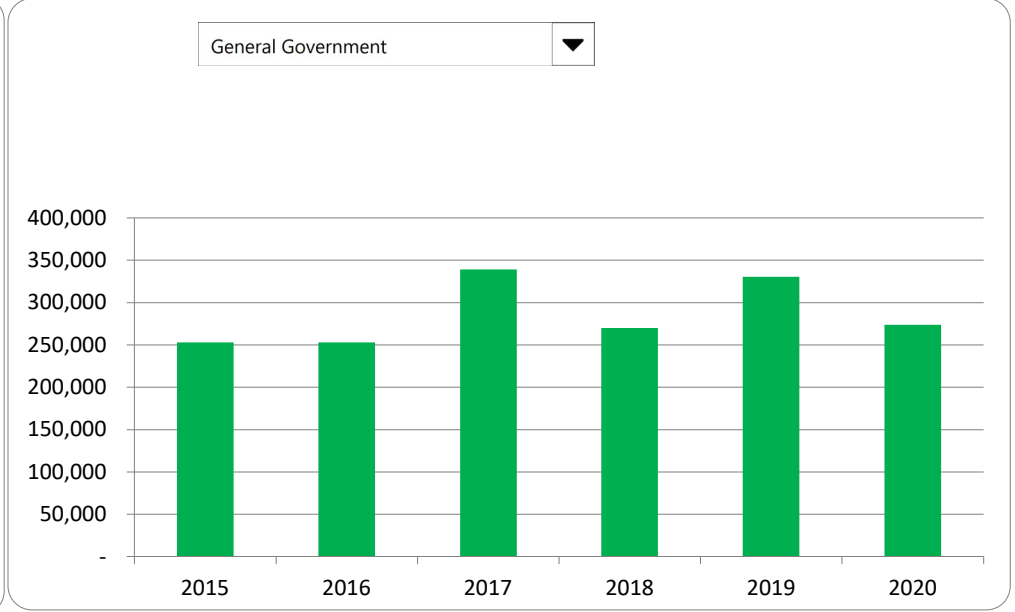
2. Compared to the prior year

	<u>2019</u>	<u>2020</u>	<u>% change</u>
General Government	\$ 330,389	\$ 273,774	-17.14%
Police & Fire	537,807	545,512	1.43%
Other Public Safety	56,088	52,814	-5.84%
Roads	194,208	205,532	5.83%
Other Public Works	151,516	239,903	58.34%
Health & Welfare	151,474	175,547	15.89%
Community/Econ. Development	29,796	30,723	3.11%
Recreation & Culture	159,900	123,639	-22.68%
Debt Service	121,451	258,695	113.00%
Total Expenditures	\$ 1,732,629	\$ 1,906,139	10.01%

3. Spending per capita - compared to the prior year



4. Historical trends of individual departments:



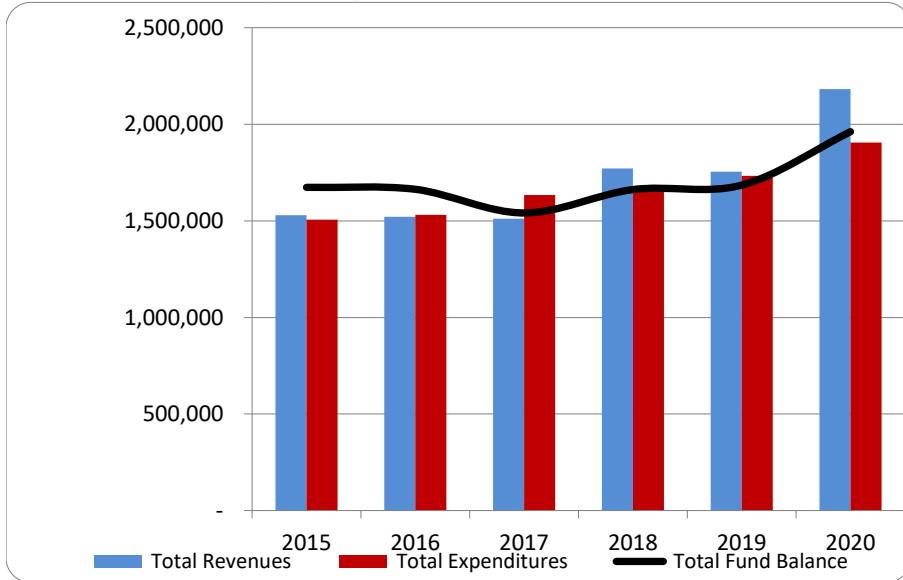
Commentary:

For more information on our unit's finances, contact Ross Stein, Supervisor at 269-637-3305.

CITIZEN'S GUIDE TO LOCAL UNIT FINANCES - Charter Township of South Haven (80-1-170)

FINANCIAL POSITION

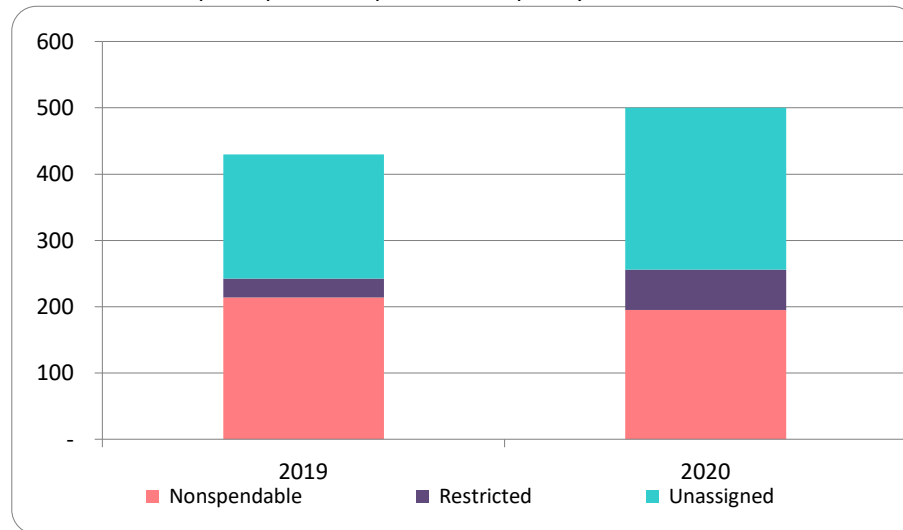
1. How have we managed our governmental fund resources (fund balance)?



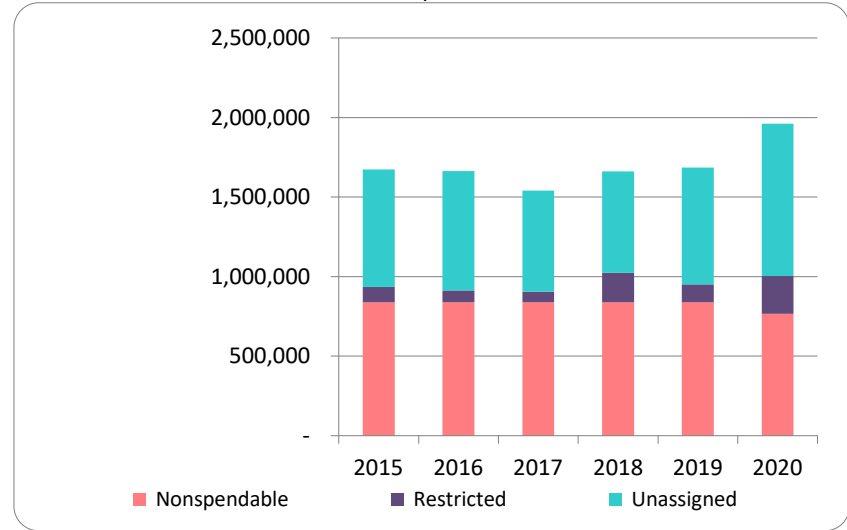
2. Compared to the prior year

	2019	2020	% change
Revenue	1,755,523	2,182,940	24.35%
Expenditures	1,732,629	1,906,139	10.01%
Surplus (shortfall)	22,894	276,801	1109.05%
Fund balance, by component:			
Nonspendable	839,284	765,528	-8.79%
Restricted	111,571	238,786	114.02%
Unassigned	734,079	957,421	30.42%
total fund balance	1,684,934	1,961,735	16.43%

3. Fund balance per capita - compared to the prior year



4. Historical trends of individual components



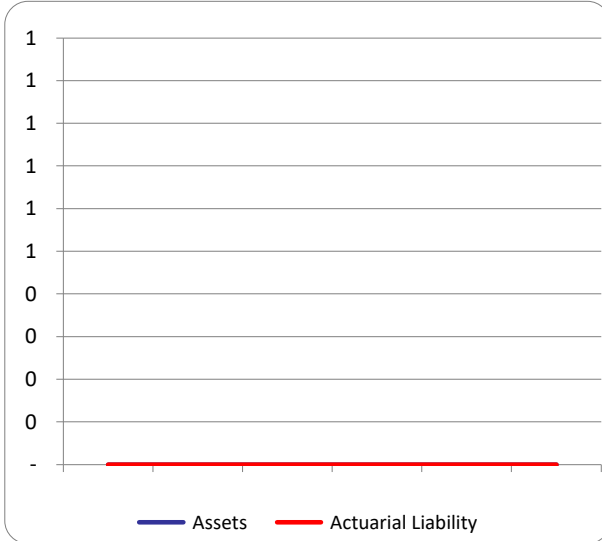
Commentary:

For more information on our unit's finances, contact Ross Stein, Supervisor at 269-637-3305.

CITIZEN'S GUIDE TO LOCAL UNIT FINANCES - Charter Township of South Haven (80-1-170)

OTHER LONG TERM OBLIGATIONS

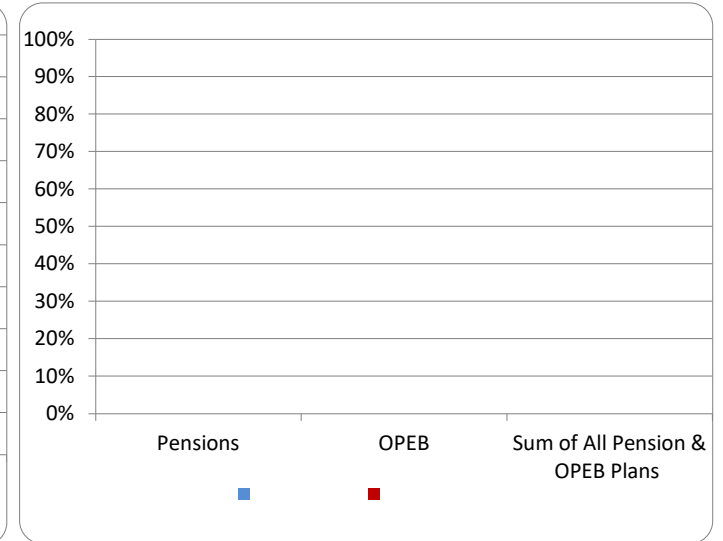
1. Pension funding status



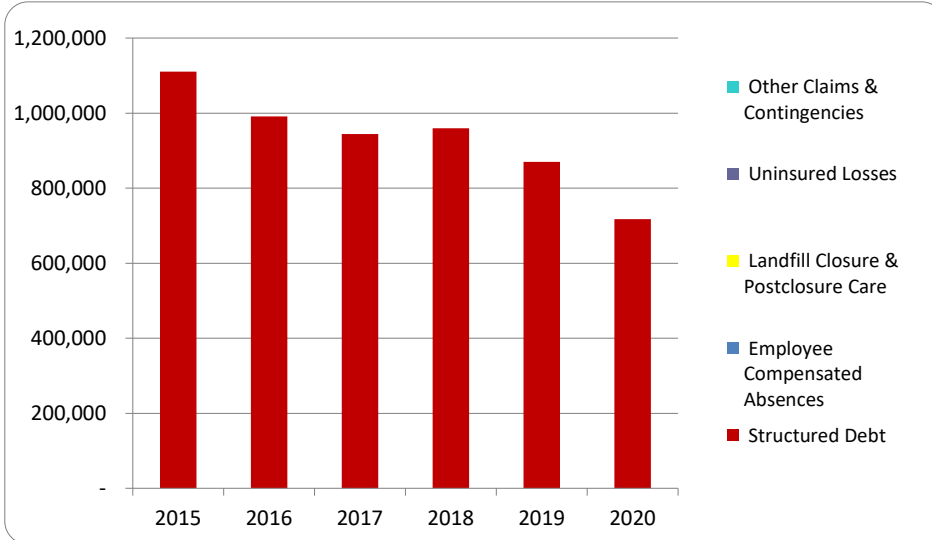
2. Retiree Health care funding status



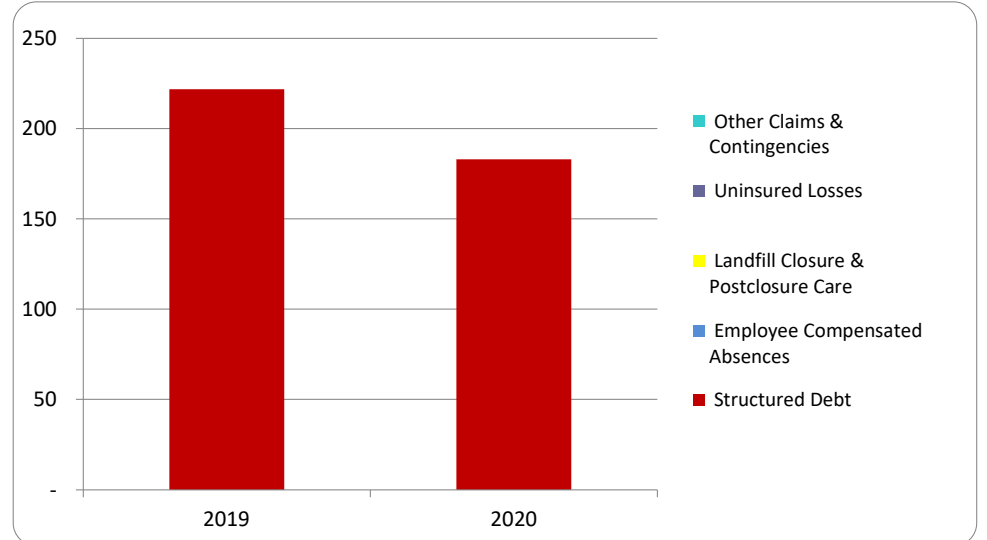
3. Percent funded - compared to the prior year



4. Long Term Debt obligations:



5. Debt & other long term obligations per capita - compared to the prior year



Commentary: The Township does not have a defined benefit pension or OPEB plan, thus does not have an unfunded liability for pension or other posted employment benefits.

For more information on our unit's finances, contact Ross Stein, Supervisor at 269-637-3305.