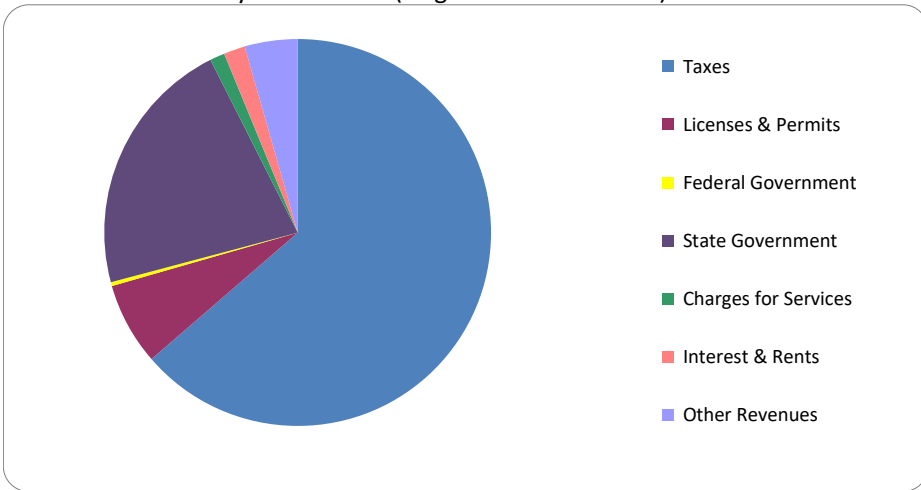


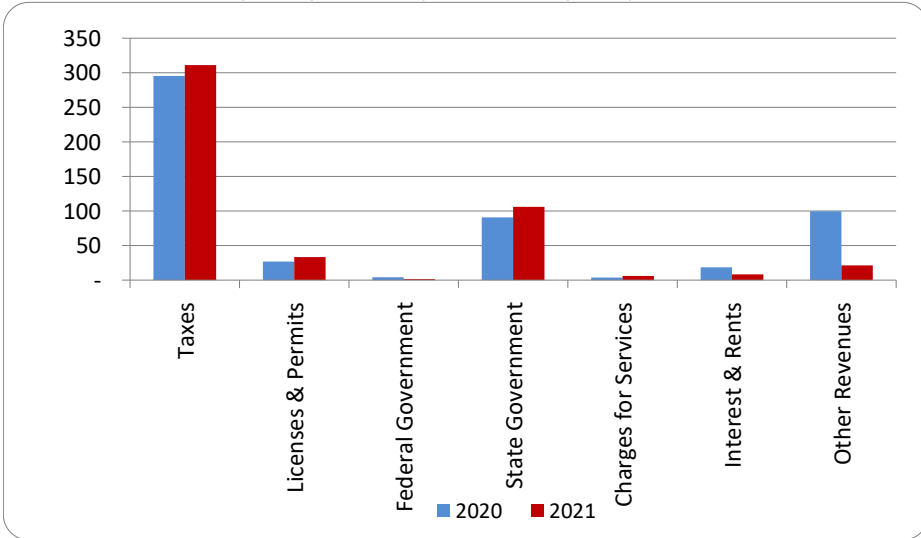
1. Where our money comes from (all governmental funds)



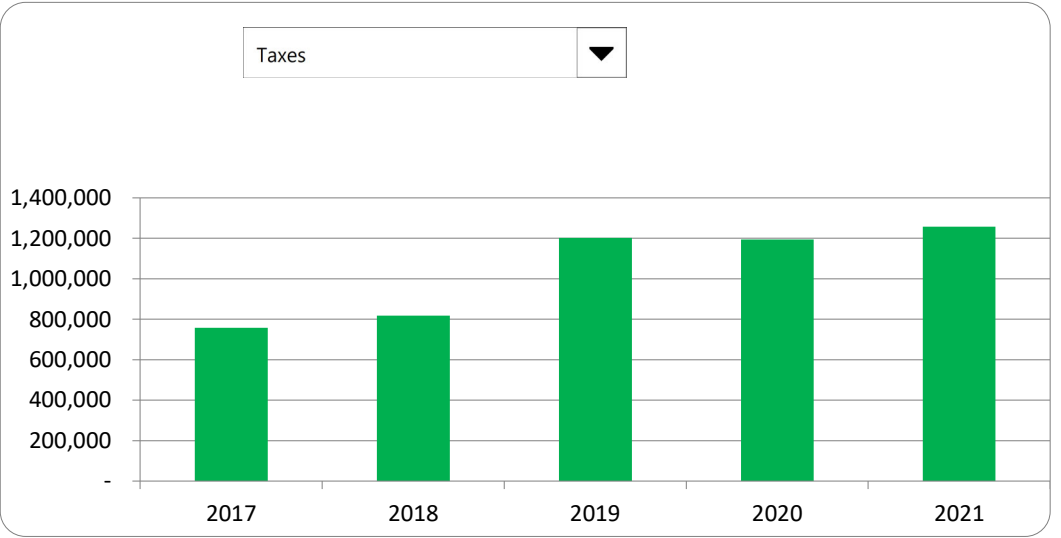
2. Compared to the prior year

	2020	2021	% change
Taxes	\$ 1,193,997	\$ 1,257,151	5.29%
Licenses & Permits	108,626	136,230	25.41%
State Government	366,773	428,405	16.80%
Charges for Services	16,445	24,709	50.25%
Interest & Rents	75,448	35,291	-53.22%
Other Revenues	403,710	87,205	-78.40%
Total Revenues	\$ 2,182,940	\$ 1,974,958	-9.53%

3. Revenue sources per capita - compared to the prior year



4. Historical trends of individual sources



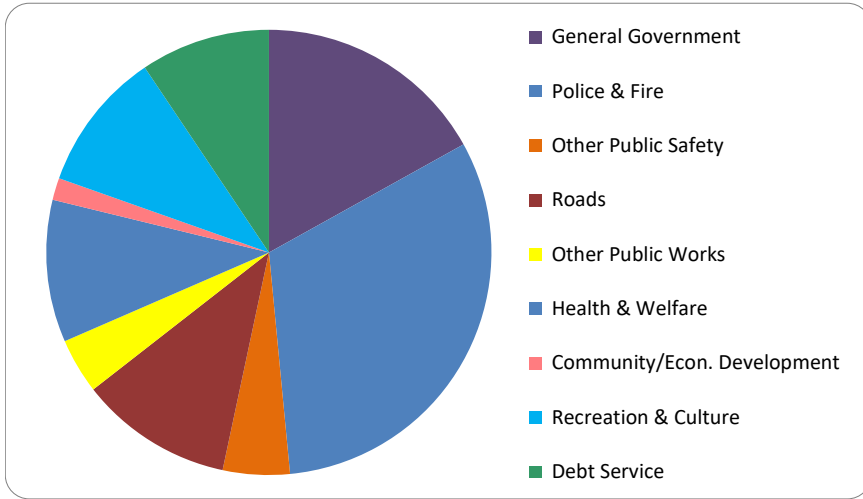
Commentary:

For more information on our unit's finances, contact Ross Stein, Supervisor at 269-637-3305.

CITIZEN'S GUIDE TO LOCAL UNIT FINANCES - Charter Township of South Haven (80-1-170)

EXPENDITURES

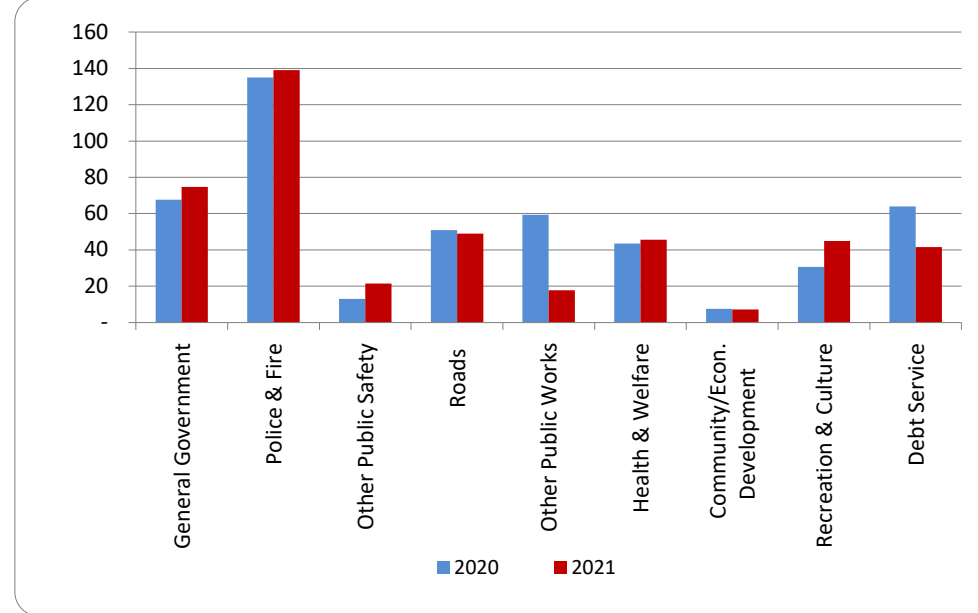
1. Where we spend our money (all governmental funds)



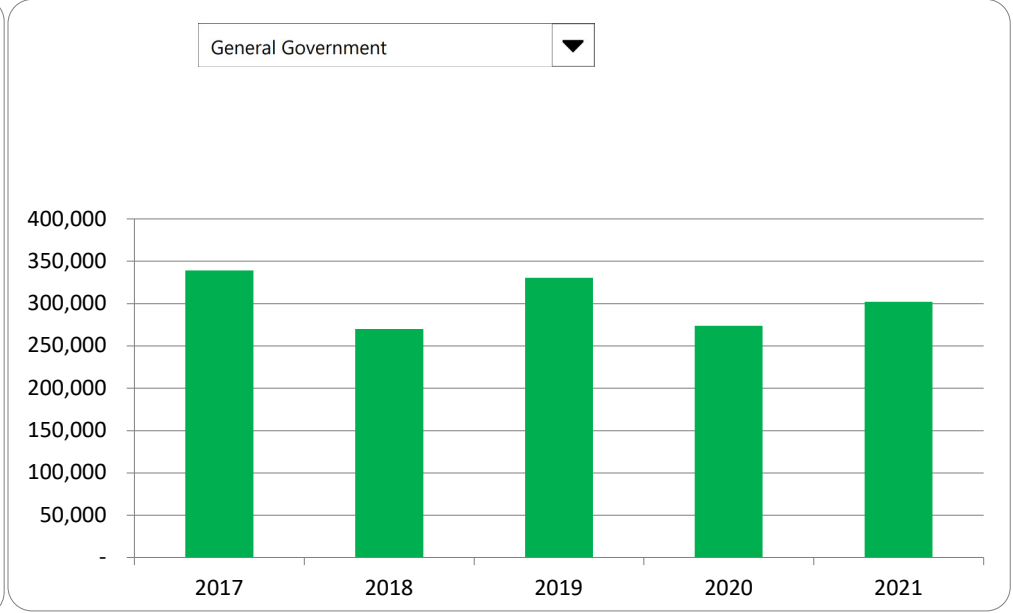
2. Compared to the prior year

	<u>2020</u>	<u>2021</u>	<u>% change</u>
General Government	\$ 273,774	\$ 302,105	10.35%
Police & Fire	545,512	562,299	3.08%
Other Public Safety	52,814	86,763	64.28%
Roads	205,532	198,211	-3.56%
Other Public Works	239,903	71,651	-70.13%
Health & Welfare	175,547	184,131	4.89%
Community/Econ. Development	30,723	28,641	-6.78%
Recreation & Culture	123,639	181,565	46.85%
Debt Service	258,695	167,943	-35.08%
Total Expenditures	\$ 1,906,139	\$ 1,783,309	-6.44%

3. Spending per capita - compared to the prior year



4. Historical trends of individual departments:



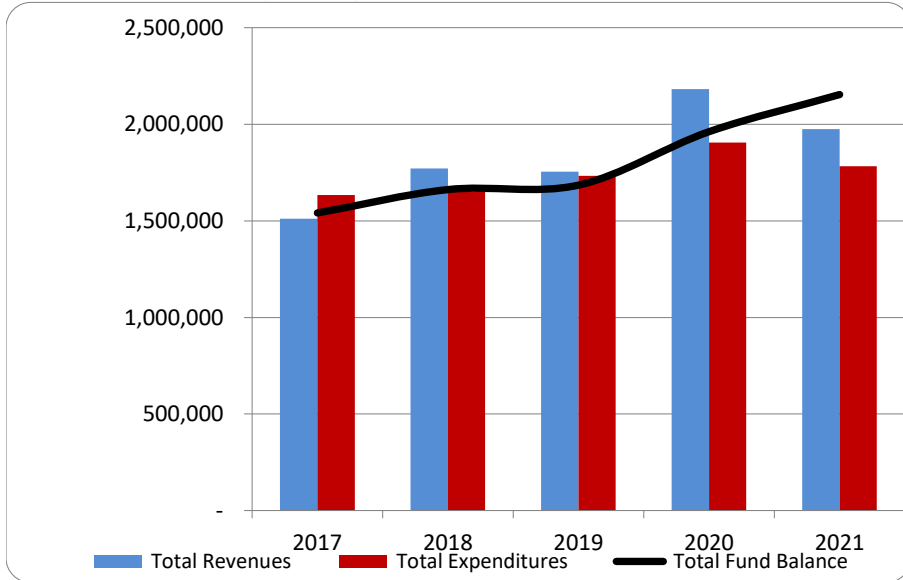
Commentary:

For more information on our unit's finances, contact Ross Stein, Supervisor at 269-637-3305.

CITIZEN'S GUIDE TO LOCAL UNIT FINANCES - Charter Township of South Haven (80-1-170)

FINANCIAL POSITION

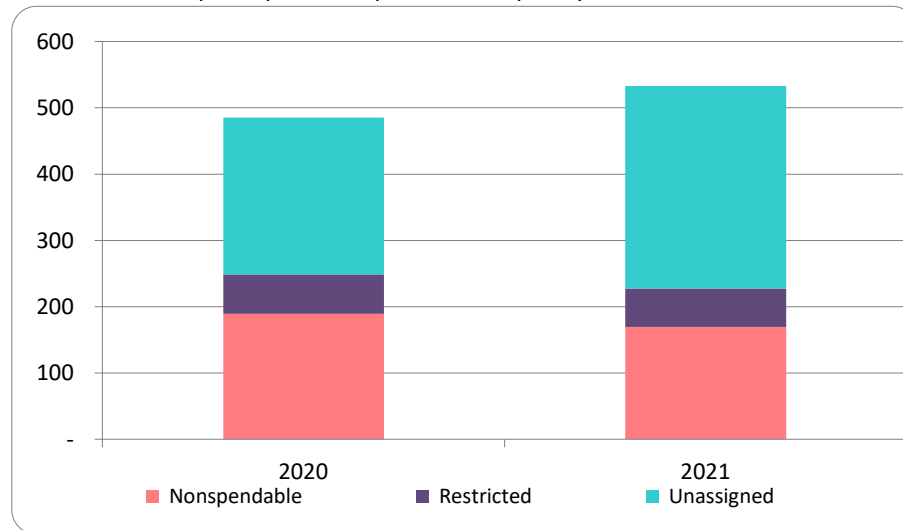
1. How have we managed our governmental fund resources (fund balance)?



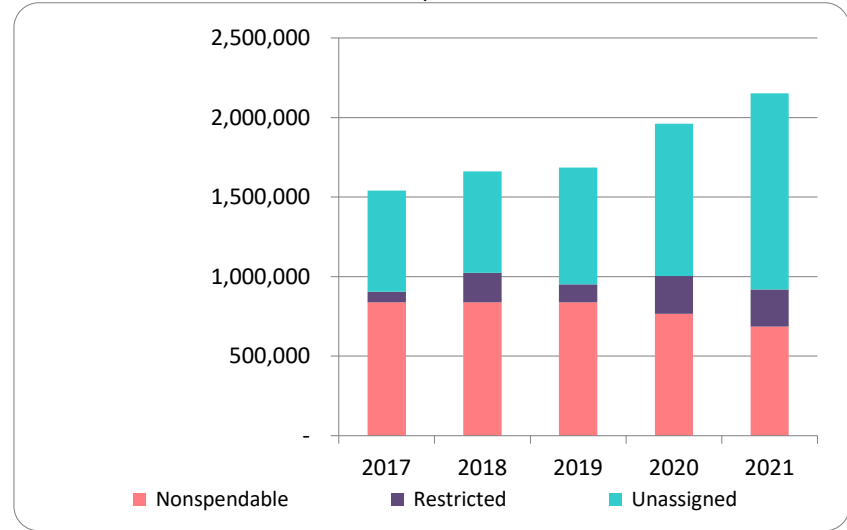
2. Compared to the prior year

	2020	2021	% change
Revenue	2,182,940	1,974,958	-9.53%
Expenditures	1,906,139	1,783,309	-6.44%
Surplus (shortfall)	276,801	191,649	-30.76%
Fund balance, by component:			
Nonspendable	765,528	685,422	-10.46%
Restricted	238,786	233,255	-2.32%
Unassigned	957,421	1,234,707	28.96%
total fund balance	1,961,735	2,153,384	9.77%

3. Fund balance per capita - compared to the prior year



4. Historical trends of individual components



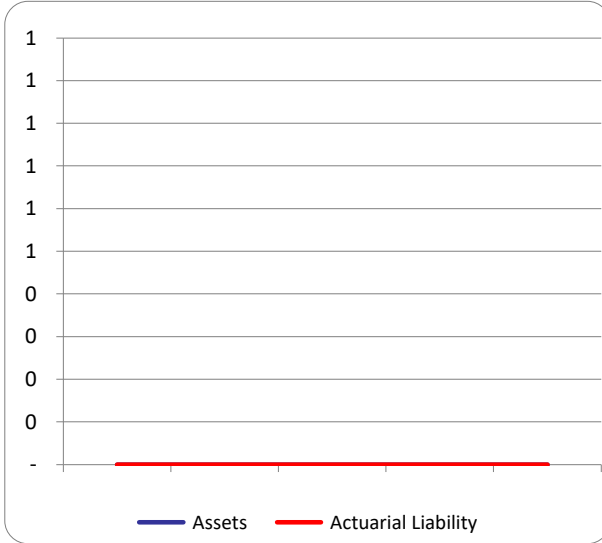
Commentary:

For more information on our unit's finances, contact Ross Stein, Supervisor at 269-637-3305.

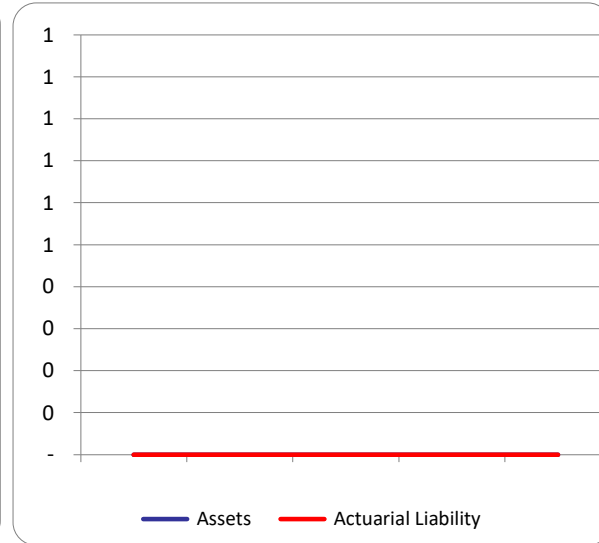
CITIZEN'S GUIDE TO LOCAL UNIT FINANCES - Charter Township of South Haven (80-1-170)

OTHER LONG TERM OBLIGATIONS

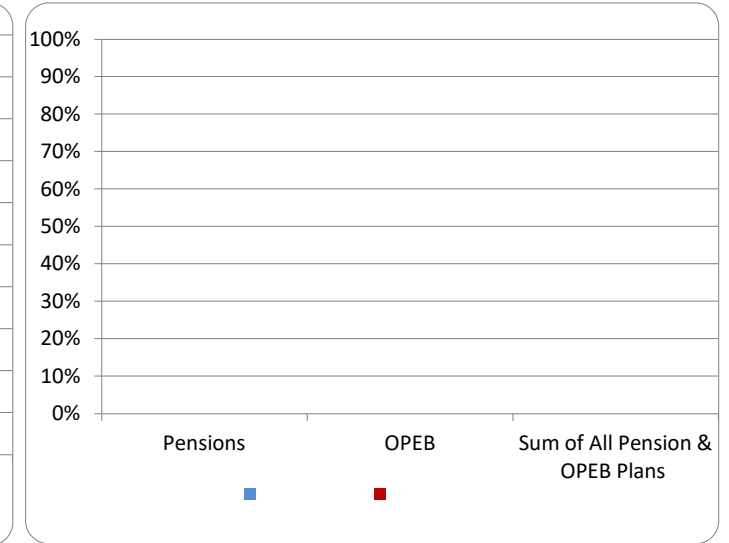
1. Pension funding status



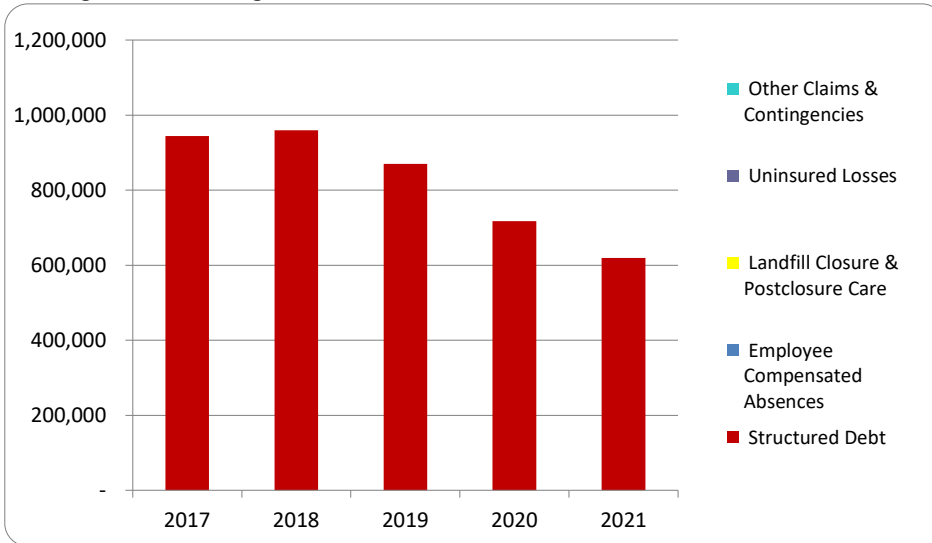
2. Retiree Health care funding status



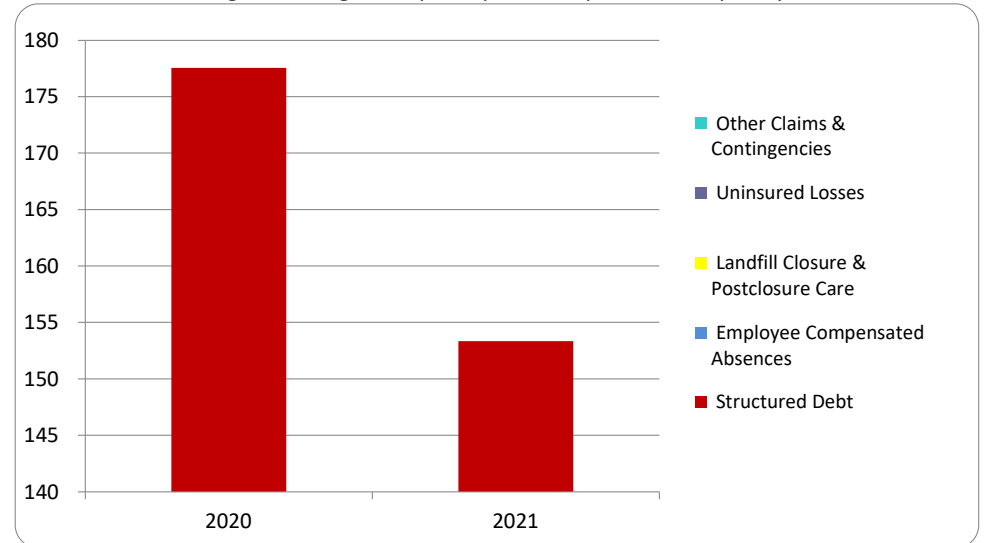
3. Percent funded - compared to the prior year



4. Long Term Debt obligations:



5. Debt & other long term obligations per capita - compared to the prior year



Commentary: The Township does not have a defined benefit pension or OPEB plan, thus does not have an unfunded liability for pension or other posted employment benefits.

For more information on our unit's finances, contact Ross Stein, Supervisor at 269-637-3305.